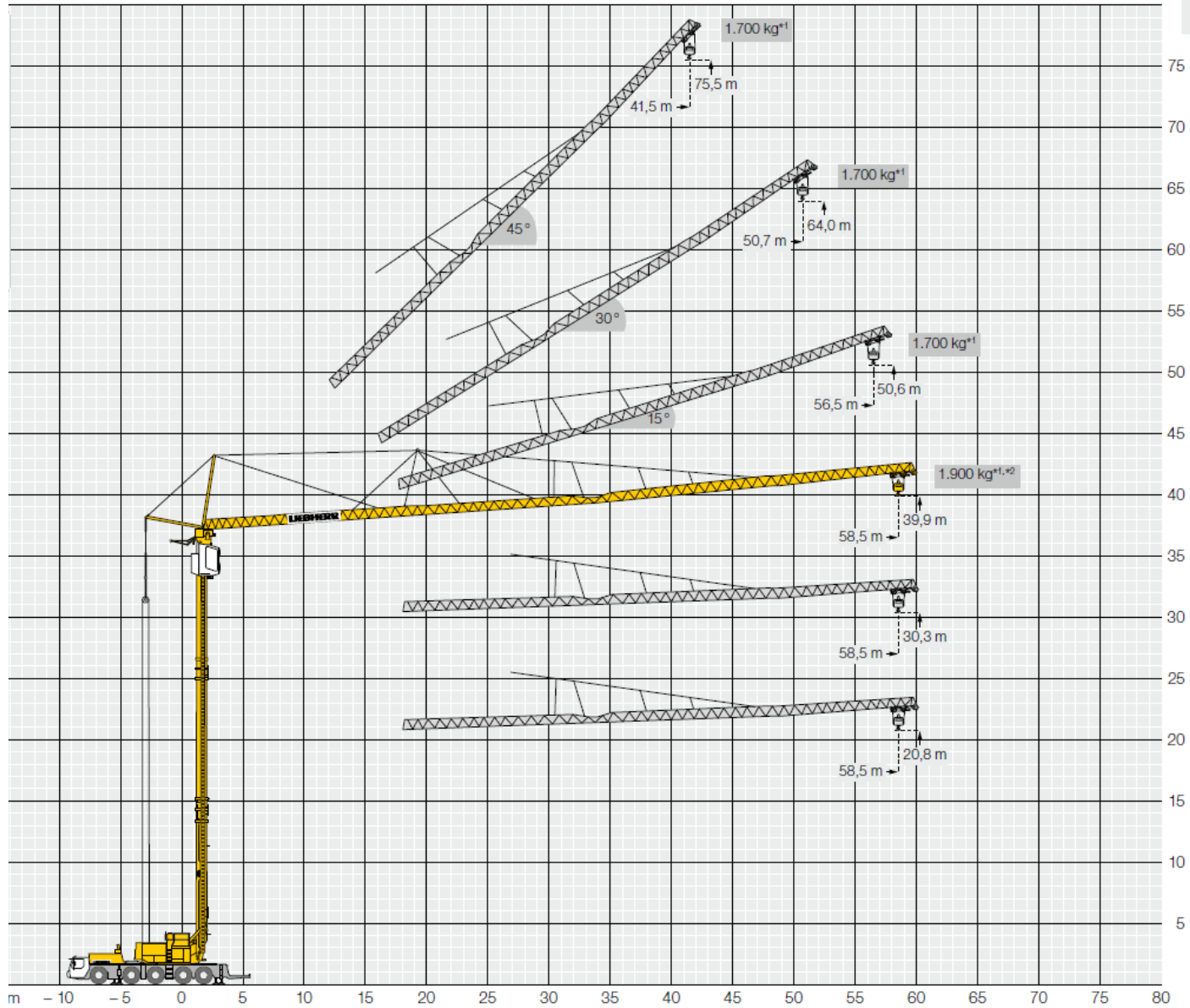
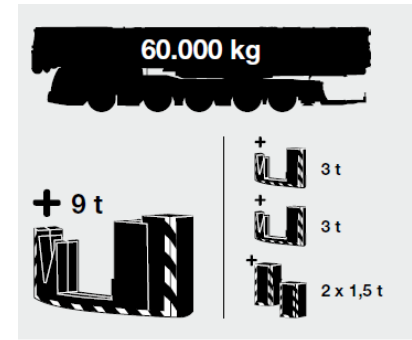
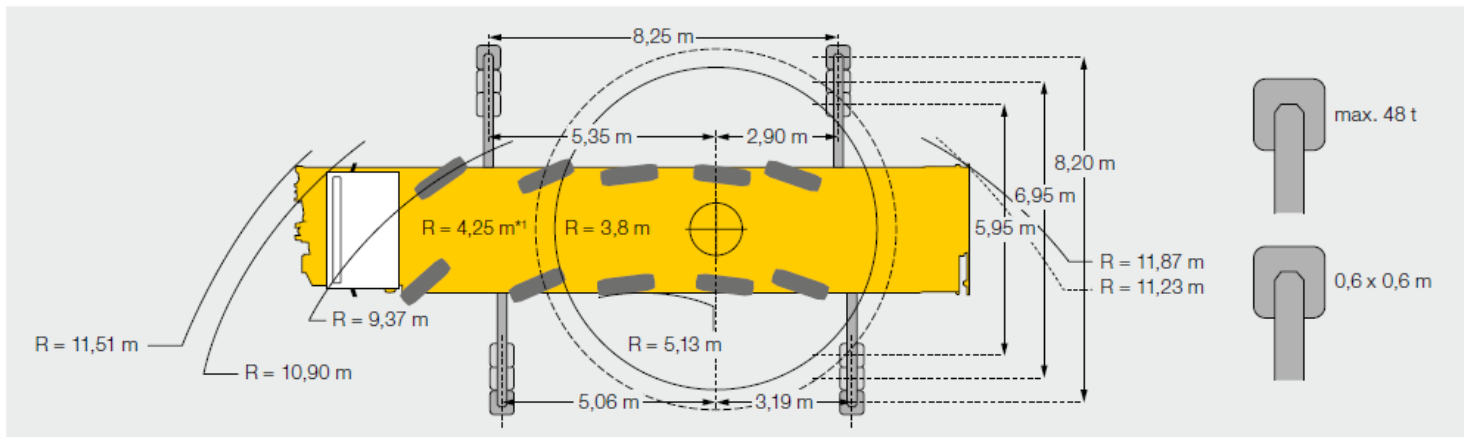
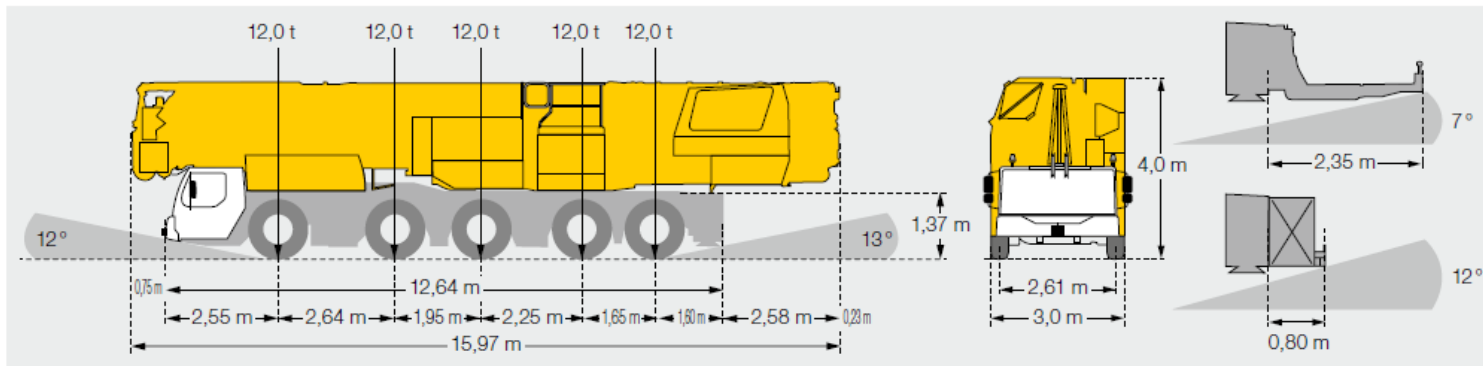
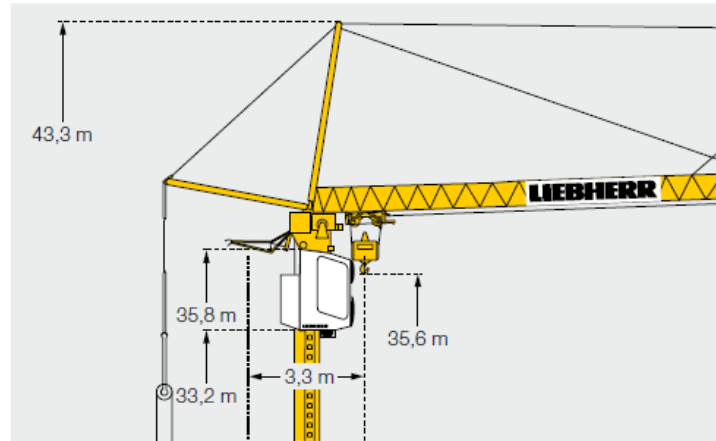
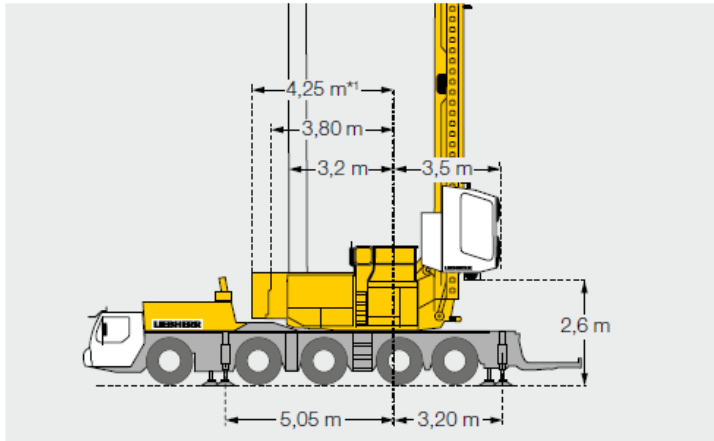



FICHE TECHNIQUE Grue MK140

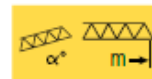











Mode de Distribution :

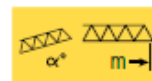












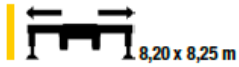












		m	kg	m																			
				3,0	6,0	9,0	12,0	15,0	18,0	21,0	24,0	27,0	30,0	33,0	36,0	39,0	42,0	45,0	48,0	51,0	54,0	57,0	58,5
0°	58,5		3,3 - 10,4	8000	8000		6780	5250	4260	3560	3050	2660	2340	2090	1880	1700	1550	1420	1300	1200	1110	1030	1000
			3,3 - 8,1	8000	8000	7080	5100	3950	3200	2670	2280	1980	1740	1540	1380	1240	1120	1020	930	860	790	720	700
	Plus*2		3,3 - 12,0	8000	8000			6080	4870	4040	3440	2980	2620	2330	2090	1880	1710	1570	1440	1320	1230	1140	1100
15°	56,5		3,2 - 34,0	1800	1800										1670	1500	1360	1240	1130	1040	960	900	
			3,2 - 26,5	1800	1800						1750	1530	1340	1190	1060	950	860	780	710	640	600		
30°	50,7		3,0 - 12,0	6000	6000			4610	3720	3090	2630	2280	2000	1770	1590	1430	1290	1180	1080	1000			
			3,0 - 9,0	6000	6000	4280	3290	2640	2190	1860	1600	1390	1220	1080	970	870	780	710	650				
45°	41,5		2,7 - 31,0	1800	1800								1650	1460	1310	1200							
			2,7 - 25,0	1800	1800					1610	1390	1210	1060	940	850								












		m	kg	m																			
				3,0	6,0	9,0	12,0	15,0	18,0	21,0	24,0	27,0	30,0	33,0	36,0	39,0	42,0	45,0	48,0	51,0	54,0	57,0	58,5
0°	58,5		3,3 - 6,5	8000	8000	5430	3870	2970	2380	1970	1670	1430	1250	1100	970	870	770	700	630	570	510	470	450
			3,3 - 4,1	8000	8000	5180	3250	2320	1760	1390	1130	940	790	670	570	490	420	360	310	270	230	190	160
15°	56,5		3,2 - 20,0	1800	1800						1680	1410	1200	1030	900	790	690	610	540	480	430	380	350
			-	-	-																		
30°	50,7		3,0 - 7,0	6000	6000	4440	3150	2400	1910	1570	1320	1120	960	840	730	640	560	500	440	400			
			-	-	-																		
45°	41,5		2,7 - 19,0	1800	1800				1570	1300	1100	940	810	700	610	550							
			-	-	-																		

→ kg












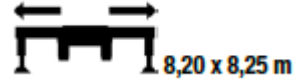
 α° m →		m	kg	m																				
				3,0	6,0	9,0	12,0	15,0	18,0	21,0	24,0	27,0	30,0	33,0	36,0	39,0	42,0	45,0	48,0	51,0	54,0	57,0	58,5	
0°	58,5		3,3 - 12,0	8000	8000		6240	5090	4280	3680	3220	2850	2550	2300	2080	1900	1750	1610	1490	1380	1290	1250		
			3,3 - 9,85	8000	8000	6470	5070	4150	3500	3010	2630	2320	2070	1870	1690	1540	1410	1300	1200	1110	1030	1000		
15°	56,5		3,3 - 13,5	8000	8000		7050	5690	4750	4060	3540	3130	2800	2530	2300	2100	1930	1790	1660	1540	1440	1400		
			3,2 - 41,0	1800	1800												1740	1600	1480	1370	1270	1200		
30°	50,7		3,2 - 33,5	1800	1800												1640	1480	1350	1230	1130	1040	960	900
			3,0 - 14,0	6000	6000		5550	4510	3790	3250	2830	2500	2230	2000	1820	1650	1510	1390	1300					
45°	41,5		3,0 - 11,5	6000	6000	5710	4450	3610	3030	2590	2250	1980	1760	1580	1420	1290	1170	1080	1000					
			2,7 - 37,5	1800	1800												1700	1550						
			2,7 - 31,0	1800	1800												1650	1460	1310	1200				












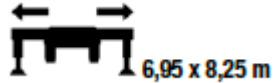
 α° m →		m	kg	m																							
				3,0	6,0	9,0	12,0	15,0	18,0	21,0	24,0	27,0	30,0	33,0	36,0	39,0	42,0	45,0	48,0	51,0	54,0	57,0	58,5				
0°	58,5		3,3 - 8,35	8000	8000	7330	5260	4070	3290	2740	2330	2020	1770	1570	1400	1260	1140	1030	940	860	790	720	700				
			3,3 - 6,1	8000	8000	5200	3770	2920	2360	1960	1660	1430	1250	1100	970	870	780	700	630	570	520	470	450				
15°	56,5		3,2 - 27,5	1800	1800												1610	1420	1260	1130	1020	920	840	760	700	650	
			3,2 - 20,0	1800	1800												1680	1410	1200	1030	900	790	690	610	540	480	430
30°	50,7		3,0 - 9,5	6000	6000		4550	3490	2810	2330	1970	1700	1480	1300	1160	1030	930	840	760	700							
			3,0 - 6,5	6000	6000	4080	2900	2210	1760	1440	1200	1020	870	760	660	570	500	440	390	350							
45°	41,5		2,7 - 25,5	1800	1800												1660	1440	1260	1110	990	900					
			2,7 - 19,0	1800	1800												1570	1300	1100	940	810	700	610	550			










 α° m →		m	kg	m																				
				3,0	6,0	9,0	12,0	15,0	18,0	21,0	24,0	27,0	30,0	33,0	36,0	39,0	42,0	45,0	48,0	51,0	54,0	57,0	58,5	
0°	58,5		3,3 - 5,0	8000	8000	6470	4040	2880	2200	1750	1440	1200	1020	870	760	660	580	500	440	390	340	300	260	250
			-	-																				
15°	56,5		-	-																				
			-	-																				
30°	50,7		-	-																				
			-	-																				
45°	41,5		2,7 - 16,0	1800	1800		1530	1240	1020	850	720	610	520	450	400									
			-	-																				



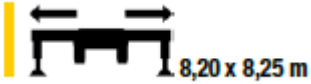
α°		m		m																					
α°	m	m	kg	3,0	6,0	9,0	12,0	15,0	18,0	21,0	24,0	27,0	30,0	33,0	36,0	39,0	42,0	45,0	48,0	51,0	54,0	57,0	58,5		
0°	58,5	 3,3 - 13,4	8000	8000		7110	5880	4990	4320	3800	3380	3040	2760	2520	2310	2130	1970	1830	1710	1600	1550				
		 3,3 - 11,5	8000	8000		7660	6090	5030	4270	3700	3250	2890	2590	2350	2140	1960	1800	1660	1540	1440	1340	1300			
15°	56,5	 Plus⁴² 3,3 - 14,4	8000	8000		7670	6340	5390	4680	4120	3670	3300	3000	2740	2510	2320	2150	2000	1870	1750	1700				
		 3,2 - 50,0	1800	1800																1750	1630	1550			
30°	50,7	 3,2 - 42,0	1800	1800												1650	1530	1420	1320	1250					
		 3,0 - 16,0	6000	6000			5280	4460	3840	3370	2990	2680	2420	2200	2010	1850	1710	1600							
45°	41,5	 3,0 - 14,0	6000	6000		5550	4510	3790	3250	2830	2500	2230	2000	1820	1650	1510	1390	1300							
		 2,7 - 39,0	1800	1800												1700									
		 2,7 - 36,0	1800	1800												1620	1500								












α°		m		m																				
α°	m	m	kg	3,0	6,0	9,0	12,0	15,0	18,0	21,0	24,0	27,0	30,0	33,0	36,0	39,0	42,0	45,0	48,0	51,0	54,0	57,0	58,5	
0°	58,5	 3,3 - 10,5	8000	8000		6890	5380	4390	3690	3160	2760	2440	2180	1960	1780	1620	1480	1360	1260	1170	1080	1050		
		 3,3 - 8,35	8000	8000	7360	5360	4170	3390	2840	2430	2110	1850	1650	1470	1330	1200	1090	1000	920	840	780	750		
15°	56,5	 3,2 - 36,5	1800	1800												1650	1500	1370	1250	1150	1060	1000		
		 3,2 - 28,5	1800	1800								1680	1490	1330	1200	1080	980	890	820	750	700			
30°	50,7	 3,0 - 12,5	6000	6000			4870	3950	3300	2820	2450	2160	1920	1720	1560	1410	1290	1180	1100					
		 3,0 - 9,5	6000	6000		4550	3490	2810	2330	1970	1700	1480	1300	1160	1030	930	840	760	700					
45°	41,5	 2,7 - 33,5	1800	1800												1630	1470	1350						
		 2,7 - 26,5	1800	1800								1750	1520	1330	1170	1040	950							











α°		m		m																					
α°	m	m	kg	3,0	6,0	9,0	12,0	15,0	18,0	21,0	24,0	27,0	30,0	33,0	36,0	39,0	42,0	45,0	48,0	51,0	54,0	57,0	58,5		
0°	58,5	 3,3 - 7,1	8000	8000	6110	4400	3410	2750	2290	1940	1680	1470	1290	1150	1030	920	830	760	690	630	570	550			
		 3,3 - 4,8	8000	8000	6340	4110	2990	2320	1860	1540	1300	1110	960	840	730	650	570	510	450	400	350	310	300		
15°	56,5	 3,2 - 23,5	1800	1800								1750	1500	1310	1150	1020	910	810	730	660	590	540	500		
		 - -	-	-																					
30°	50,7	 3,0 - 8,25	6000	6000	5440	3930	3040	2450	2040	1730	1490	1300	1140	1010	900	800	720	650	600						
		 - -	-	-																					
45°	41,5	 2,7 - 23,5	1800	1800						1750	1490	1290	1130	990	880	800									
		 2,7 - 16,0	1800	1800			1530	1240	1020	850	720	610	520	450	400										





				m																							
α°	m	m	kg	3,0	6,0	9,0	12,0	15,0	18,0	21,0	24,0	27,0	30,0	33,0	36,0	39,0	42,0	45,0	48,0	51,0	54,0	57,0	58,5				
0°	58,5		3,3 - 13,4	8000	8000		7290	6220	5400	4750	4230	3790	3420	3110	2830	2600	2390	2200	2040	1890	1760	1700					
			3,3 - 12,0	8000	8000		6630	5630	4870	4270	3780	3380	3050	2760	2520	2310	2120	1950	1800	1670	1550	1500					
15°	56,5		3,3 - 14,4	8000	8000		7706	6504	5613	4925	4379	3934	3565	3254	2988	2758	2558	2381	2224	2084	1958	1900					
			3,2 - 54,0	1800	1800																	1700					
30°	50,7		3,2 - 50,0	1800	1800																	1750	1630	1550			
			3,0 - 16,0	6000	6000		5320	4540	3940	3480	3100	2790	2530	2310	2120	1960	1810	1700									
45°	41,5		3,0 - 14,0	6000	6000		5610	4680	4000	3490	3080	2740	2470	2240	2040	1880	1730	1600	1500								
			2,7 - 39,0	1800	1800																	1700					
			2,7 - 36,0	1800	1800																	1620	1500				

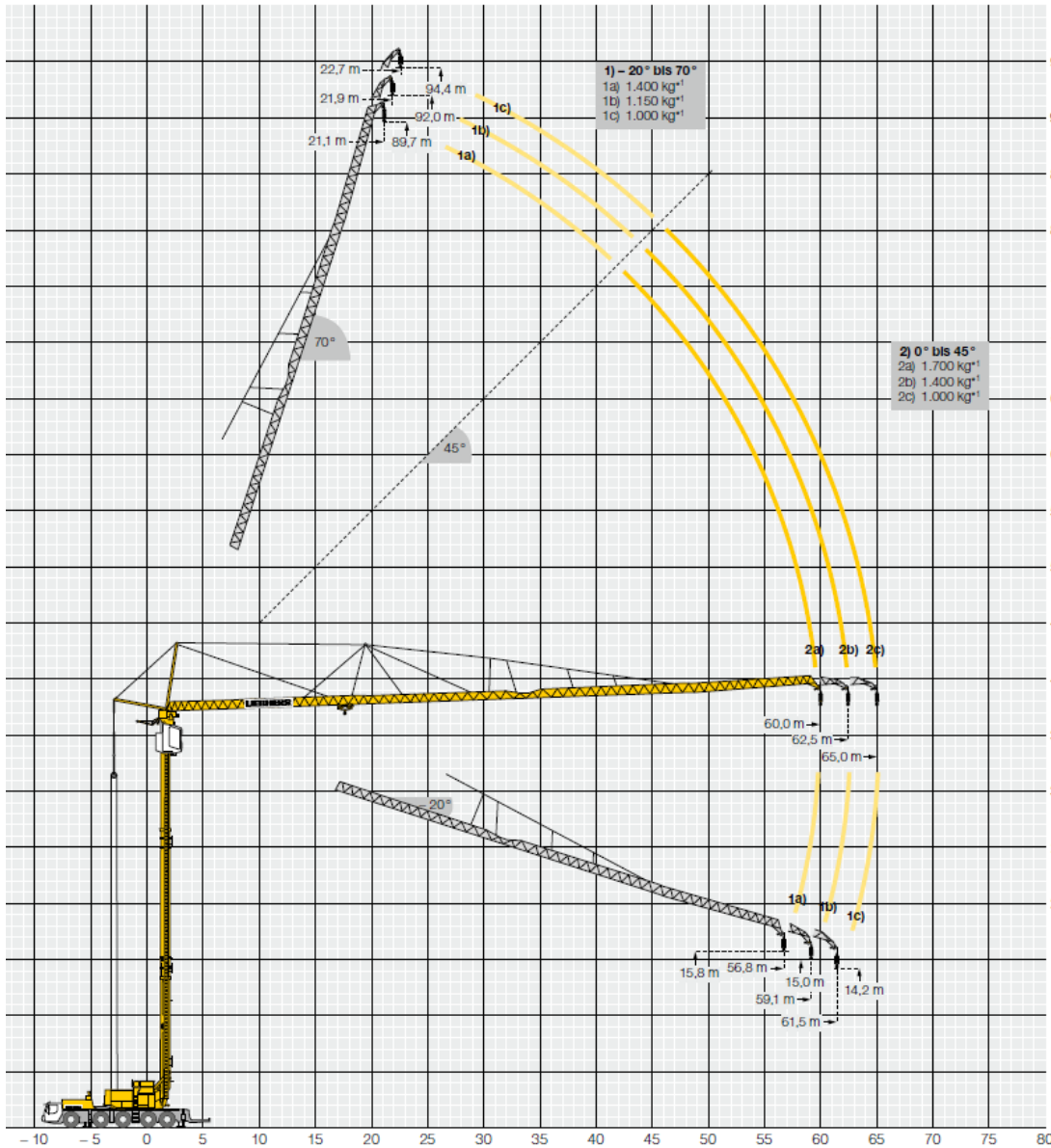


				m																								
α°	m	m	kg	3,0	6,0	9,0	12,0	15,0	18,0	21,0	24,0	27,0	30,0	33,0	36,0	39,0	42,0	45,0	48,0	51,0	54,0	57,0	58,5					
0°	58,5		3,3 - 12,7	8000	8000		6650	5430	4570	3930	3440	3050	2730	2460	2240	2040	1880	1730	1610	1490	1390	1350						
			3,3 - 10,5	8000	8000		6930	5440	4460	3760	3230	2830	2510	2240	2020	1840	1680	1540	1420	1310	1220	1130	1100					
15°	56,5		3,2 - 44,0	1800	1800																	1740	1610	1480	1380	1300		
			3,2 - 36,5	1800	1800																	1650	1500	1370	1250	1150	1060	1000
30°	50,7		3,0 - 15,0	6000	6000		4860	4070	3490	3040	2680	2390	2150	1950	1780	1630	1500	1400										
			3,0 - 12,0	6000	6000		4660	3780	3160	2700	2350	2070	1840	1650	1490	1350	1230	1130	1050									
45°	41,5		2,7 - 39,0	1800	1800																	1700						
			2,7 - 33,5	1800	1800																	1630	1470	1350				



				m																											
α°	m	m	kg	3,0	6,0	9,0	12,0	15,0	18,0	21,0	24,0	27,0	30,0	33,0	36,0	39,0	42,0	45,0	48,0	51,0	54,0	57,0	58,5								
0°	58,5		3,3 - 9,1	8000	8000		5890	4590	3730	3130	2680	2330	2050	1830	1640	1480	1340	1220	1120	1030	950	880	850								
			3,3 - 6,8	8000	8000		5960	4390	3440	2800	2350	2010	1740	1530	1360	1210	1090	980	890	810	740	680	620	600							
15°	56,5		3,2 - 31,0	1800	1800																	1660	1490	1340	1210	1110	1010	930	850	800	
			3,2 - 23,5	1800	1800																	1750	1500	1310	1150	1020	910	810	730	660	590
30°	50,7		3,0 - 10,5	6000	6000		5180	4040	3290	2760	2360	2050	1800	1600	1430	1290	1170	1060	970	900											
			3,0 - 7,75	6000	6000		5080	3680	2850	2300	1910	1610	1390	1210	1060	940	830	740	670	600	550										
45°	41,5		2,7 - 30,5	1800	1800																	1620	1450	1300	1200						
			2,7 - 23,5	1800	1800																	1750	1490	1290	1130	990	880	800			

Mode de relevage de flèche :



60,0 m → 8,20 x 8,25 m

	70°	45°	0°	-20°
	21,1 m	43,0 m	60,0 m	56,8 m
+3 t	550	800	550	
+6 t	800	1150	800	
+9 t	1150	1400	1150	
+9 t	1400	1700	1400	

→ kg

62,5 m → 8,20 x 8,25 m

	70°	45°	0°	-20°
	21,0 m	44,7 m	62,5 m	50,1 m
+3 t	300	650	300	
+6 t	650	800	650	
+9 t	800	1150	800	
+9 t	1150	1400	1150	

→ kg

65,0 m → 8,20 x 8,25 m

	70°	45°	0°	-20°
	22,7 m	46,5 m	65,0 m	61,5 m
+3 t			300	
+6 t			550	
+9 t			800	
+9 t			1000	

→ kg